

KU25 - KU40 - KU50

Practical guide to the use of **DISPOSABLE (non-refillable)** **cartridges**



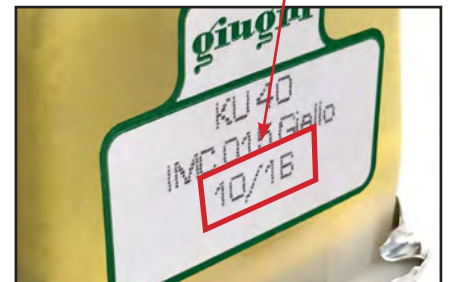
STORAGE CONDITIONS

- Store them with the felt part facing down
- The storage temperature must be between 5°C and 25°C.
- Keep away from heat sources.
- **After opening:** keep them away from dusty places or in any case from external agents that could make them dirty or alter them, causing printing which is no longer sharp.

DURATION (UNOPENED PACK)

- 1 year for dye-based inks
- 6 months for pigment-based inks


The cartridge is labelled with the date of manufacture.



CORRECT USE OF THE CARTRIDGE




Remove the silver film.




With a cutter knife, remove the plastic film that seals the cartridge.

KU25 - KU40 - KU50


(follow "Correct use of the cartridge")



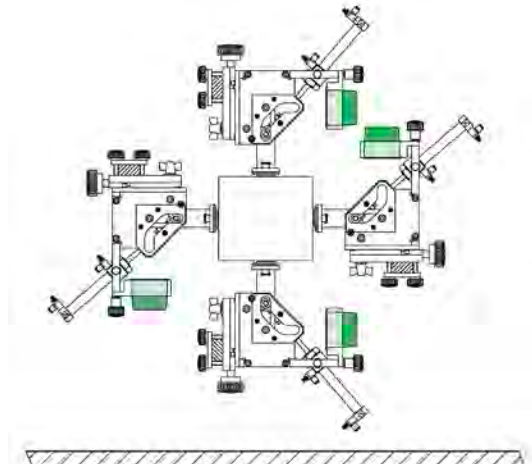
Using the relevant cartridge retaining tool, dampen the inking surface by pressing the upper felt until it is covered with ink.



Wait until the felt fully absorbs the ink and now the cartridge is ready for first usage.



Insert the cartridge into the printing machine according to the manufacturer's instructions.



N.B.: the cartridge can be used in any marking position.



PAUSES OR STOPS LONGER THAN 1 HOUR

Remove the cartridge from the holder and close it with the relevant rubber cap.

Store in a sheltered place with part of the cap facing down.

IN CASE OF INSUFFICIENT MARKING Perform steps 3 and 4 to reactivate the cartridge, otherwise replace it with a new one.



The GIUGNI printing machines are supplied complete with accessories (rubber cap and cartridge retaining device).

These accessories can in any case be purchased separately.